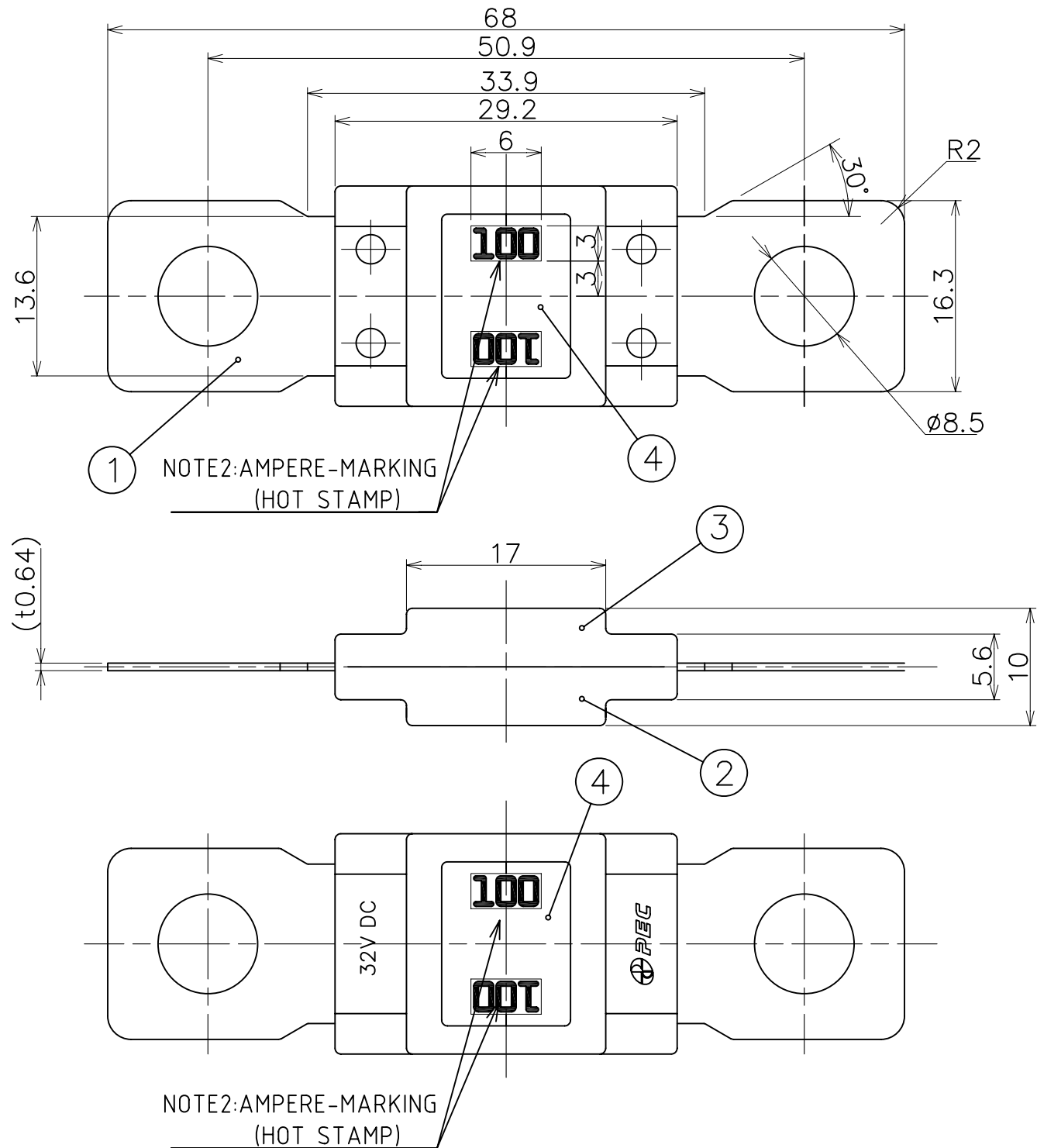


NO.	DATE	REVISION RECORDS	REVISED	REVISION NO.



CURRENT RATING(A)	PART NO.	COLOR CODE
80A	31020001	Red
100A	31120001	Yellow
125A	31220001	Green
150A	31320001	Orange
175A	31420001	White
200A	31520001	Blue
225A	31620001	Light brown
250A	31720001	Pink
275A	31740001	Light Blue
300A	31820001	Gray
350A	31340001	Dark green
400A	31440001	Violet
450A	31540001	Dark yellow
500A	31640001	Brown

<NOTES>

1. THIS SHOWS SBFW-K 100A, ANOTHER IS DIFFERENT IN HOUSING COLOR AND INDICATION OF COVER.
2. FUSE AMPERE SHALL BE MARKED IN THE POSITION SHOWN IN DRAWING.

4	---	COVER	2	P A R	---	PURPLE
3	---	HOUSING2	1	P A 6 T	---	---
2	---	HOUSING1	1	P A 6 T	---	---
1	---	ELEMENT	1	Cu Alloy	---	Tin Plating
NO.	PART NO.	PART NAME	Q'TY	MATERIAL	SIZE	REMARKS

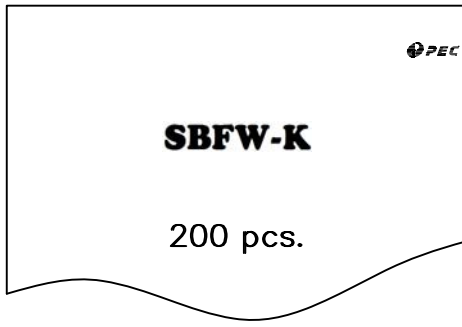

APPROVED	<i>T. Nakagawa</i>	DIMENSION TOLERANCE	ANGULAR TOLERANCE	FINISH	
CHECKED	<i>me</i>	±0.3	-	-	
DESIGNED	<i>T. Kobayashi</i>	RUST PREVENTION	MATERIAL		
DRAWN	<i>M. Sumasaki</i>	-	SEE TABLE		

SCALE	UNIT	DIAGRAM METHOD	PART NAME
2:1	mm	THIRD ANGLE PROJECTION	SBFW-K
DRAWING DATE	DRAWING NAME	3D CAD DATA	PART NO.
28/NOV/14	G3102-0-5	-	SEE TABLE

**Pacific Engineering Corporation**

SHEET	SIZE
1 / 2	A3

Packaging specification

packaging information		Inner packaging	Outer packaging
	Material	Plastic bag for SBFW-K (350×350×0.07)	Cardboard box(486×326×145)
	seal of part no.		ID tag
	Marking		
	Capacity	200pcs	1,200pcs
Method	<p>1. Put 200pcs. into the specified plastic bag.                  2. Arrange two plastic bags in the cardboard box and pile up them 3 steps.                  Total 6 bags are put in a cardboard box.                  3. Seal the cardboard box with PP Tape and put the ID tag on the side of the box (Prescribed place).</p>		

NO.	DATE	REVISION RECORDS	REVISED	REVISION NO.

NO.	PART NO.	PART NAME	Q'TY	MATERIAL	SIZE	REMARKS
APPROVED	<i>T. Nakagawa</i>	DIMENSION TOLERANCE	ANGULAR TOLERANCE	FINISH		
CHECKED	<i>mlr</i>	-	-	-		
DESIGNED	<i>T. Kobayashi</i>	RUST PREVENTION	MATERIAL			
DRAWN	<i>M. Sumasaki</i>	-	-			
SCALE	UNIT	DIAGRAM METHOD	PART NAME			
2:1	mm	THIRD ANGLE PROJECTION	SBFW-K			
DRAWING DATE	DRAWING NAME	3D CAD DATA	PART NO.			
28/NOV/14	G3102-0-5	-	SEE TABLE			
<b>Pacific Engineering Corporation</b>					SHEET	SIZE
					2 / 2	A3